



Infrared Temperature Hand-held Measuring Instruments

SIKA[®]
founded 1901
Dr. Siebert & Kühn GmbH & Co. KG



Targeting - Measuring - Reading!

Remote Temperature Measurement



When it comes to temperature measurement technique and provided that a combination of simplest control and high measurement accuracy is required, then infrared thermometers will always be the first choice. This choice becomes a must, if one of the following requirements are given:

- Deterioration-free measurement of moving components
- Measurement of dangerous matter (e.g. electrically life parts, chemically aggressive materials etc.)
- Measurement in inaccessible locations
- Feedback-free measurement of small low-mass components

Without infrared-thermometers are these measurements almost unthinkable. In this case, nothing is easier as operation according to the motto: targeting – measuring – reading the measurement value.

In any area of non contact temperature measurement, SIKA infrared thermometers are reliable partners due to the following features: fully developed laser sight technology, very good optical characteristics, and modern technology with adjustable emissivity, data memory, and numerous additional functions.

MaxiTemp

To create a high-performance temperature recording and monitoring system, you only need the SIKA software package DataTemp Mx and a PC. Temperatures measured by MaxiTemp 24 are transferred to the PC via RS 232, where data are monitored and evaluated graphically or tabular in form of a company-specific test protocol. Another highlight of the software package is the user-specific setting of the MaxiTemp-measurement data memory. You can program the alarm limit values, the emissivity, the material, and the number of measurement locations for every measurement point. Continuous measurement value recording and determination of temperature for preventive maintenance becomes an easy task with MaxiTemp, PC and software.

PhotoTemp

PhotoTemp provides the excellent technical parameters for which the SIKA infrared thermometers are well-known. The capturing of digital images is a great addition to the popular measured value saving feature of the MaxiTemp instrument series.

The precision infrared thermometer with integrated digital camera measures temperatures while digitally photographing the measured area. This provides the

user with the ideal tool for measuring and recording temperatures and locations. The intricate laser sighting system enables the exact recording of the measured area on the image.

Together with the actual measurement, PhotoTemp saves the digital photos and records the location and the time /date of the measurement, as well as other individually definable values on each image. Up to 100 measurements and images can be saved at the handheld instrument and then downloaded onto a PC via the USB interface. Once on the computer, the images can be viewed, analysed, saved and processed for measurement reports. This ensures tamper-proof digital images which cannot be manipulated in any way.

The integration of PhotoTemp images in various documents (Word, Excel, email) ensures the quick-and-easy documentation of inspections or errors and the simple transfer of information.

Products, machines and system components can be continuously monitored with the aid of the PhotoTemp temperature monitor feature which captures real-time images as soon as the upper or lower temperature alarm barrier is exceeded. A viewfinder is not required for the camera since the laser sighting system pinpoints the center of the image. Two symbols facilitate close-up distance and far distance settings. The built-in flash is automatically activated when a photo is taken in dark or low light locations.

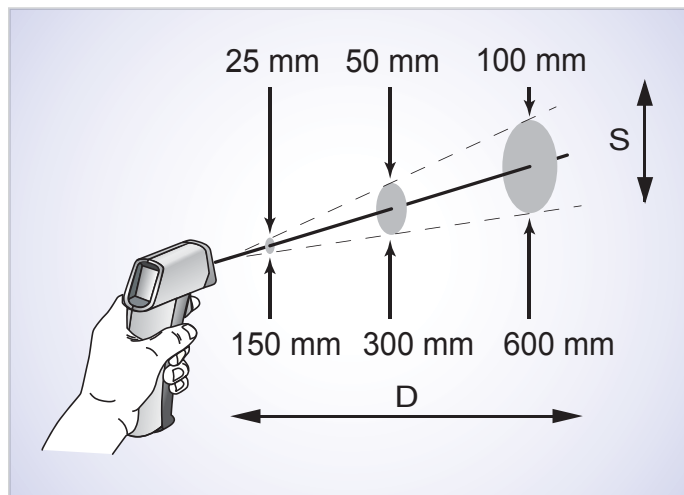
ThermoView


Representing a price/performance breakthrough in thermal imaging, the thermal imagers of the Thermo View product range lowers the entry threshold for this powerful technology. Designed for industrial and marine applications, the thermal imagers puts the capabilities of thermal imaging within the hands of service and maintenance personnel who know the facility and equipment best. Easy to use, thanks to one-handed 'point-and-shoot' operation and intuitive on-screen guidance, the thermal imagers do not require specialist training to obtain accurate measurements.

Just point at the target, focus the instrument, and it automatically adjusts the temperature range to show a crisp two-dimensional image of the temperature distribution. When the user pulls the trigger, the image and associated measurement data is stored. Through the software (included), key image parameters can be changed to optimize the image and extract maximum detail without going back to the factory floor.

MiniTemp

Hand-held measuring instrument for none contact temperature measurement



Properties	MiniTemp 24 B1 (IS)
Configuration	Integrated LC-Display, LOW-Bat.-, HOLD-function
Measuring range	-18...400 °C
Sight	point-laser
Optical resolution	8/1 (distance/spot size)
Output	---
Spectral range	8...14 µm (universal)
Resolution	0.2 °C or 0.5 °F
Accuracy	+/-2 % of rdg. or +/-2 °C
Emmissivity	0.95 (pre-set)
Temperature units	°C / °F (switchable)
Power supply	9 V block battery
Dimensions	152 x 101 x 38 mm (W x H x D)
Weight	227 g incl. battery
Type of protection	 Model MiniTemp 24 B1-IS as IS-version EEx ia IIC T4 TÜV 00 ATEX 1580 X

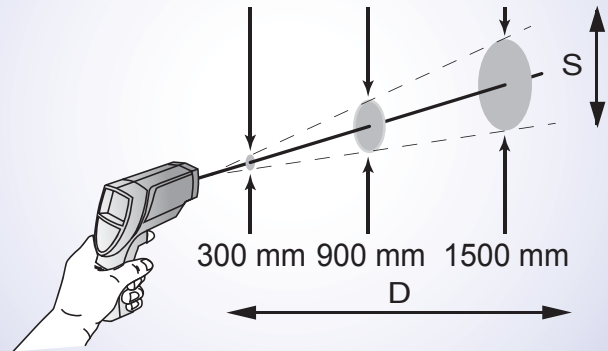



SemiTemp

Hand-held measuring instrument for none contact temperature measurement



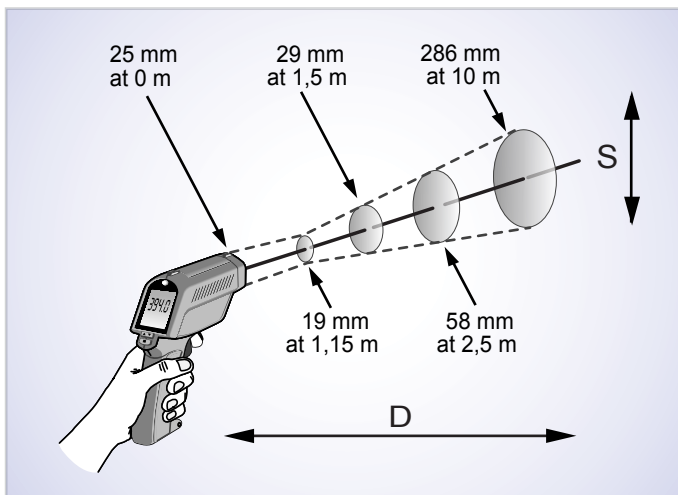
SemiTemp 2030B2	38 mm	75 mm	132 mm
SemiTemp 6080A1	24 mm	30 mm	62 mm
SemiTemp 6080B1	19 mm	18 mm	42 mm




Properties	SemiTemp 2030 B2	SemiTemp 6080 A1	SemiTemp 6080 B1
Configuration	LC-Display, LOW-Bat., HOLD-function, max-data-store, backlight, laser ON/OFF, tripod mount, rubberized casing		
	Magnet clamp	Indication of average and difference, LO- and HI-Alarm (buzzer), Data store for 12 values, LOCK-function, Connection for external sensor Pt1000 / 2 wire	Indication of average and difference, LO- and HI-Alarm (buzzer), Data store for 12 values, LOCK-function, Connection for external sensor Pt1000 / 2 wire
Measuring range	-32...535 °C	-32...600 °C	-32...760 °C
Sight	2-point-laser	point-laser	point-laser
Optical resolution	16/1 (distance/spot size)	30/1 (distance/spot size)	50/1 (distance/spot size)
Output	---	---	---
Spectral range	8...14 μm (universal)		
Resolution	0.2 °C or 0.5 °F	0.1 °C or 0.2 °F	0.1 °C or 0.2 °F
Accuracy	+/-1 % of rdg. or +/-3 °C		
Emmisivity	0.95 (pre-set)	adjustable 0.30...1.00	adjustable 0.30...1.00
Temperature units	°C / °F switchable		
Power supply	9 V block battery		
Dimensions	195 x 135 x 40 mm (W x H x D)		
Weight	320 g incl. battery		
Accessory	Complete with strap and service/transport case		
Type of protection			Model SemiTemp 6080 B1-IS intrinsic safety acc. Factory Mutual (no ATEX)
	---	---	

MaxiTemp

Hand-held measuring instrument for none contact temperature measurement



Properties	MaxiTemp 24 A3	MaxiTemp 24 B3+	PhotoTemp C3
Configuration	LC-Display, LOW-Bat.-, HOLD-function, min/max-data-store, backlight, laser ON/OFF, tripod mount, Graphic display for 10 measurement results, LO- and HI-Alarm (buzzer)		
	---	Indication of average and difference, Data store for 100 values, Connection for external sensor type K, J or NTC, clock / date	Indication of average and difference, Data store for 100 values, Connection for external sensor type K, J or NTC, clock / date, integrated digital camera photo memory 26 (640x480 px) or 100 (320x240 px), image format JPEG, flash, 42 mm lense
Measuring range	-30...900 °C		
Sight	3-point-circle-laser		
Optical resolution	60/1 (distance/spot size)		
Output	---	serial interface RS 232 and 1 mV / °C	serial interface USB and 1 mV / °C
Spectral range	8...14 µm (universal)		
Resolution	0.1 °C or 0.2 °F		
Accuracy	+/-0.75 % of rdg. or +/- 1 °C		
Emmissivity	adjustable 0.10...1.00	adjustable 0.10...1.00 internal material list	adjustable 0.10...1.00 internal material list
Temperature units	°C / °F (switchable)		
Power supply	2 x 1.5 V battery		
Dimensions	200 x 170 x 50 mm (WxHxD)	200 x 170 x 50 mm (WxHxD)	200 x 230 x 50 mm (WxHxD)
Weight	480 g incl. battery		
Accessory	Complete with strap and service/transport case		
	---	data cable, software, mains adapter and sensor	data cable, software and sensor
Type of protection	Model MaxiTemp 24 A3-IS as IS-version EEx ia IIC T4 TÜV 00 ATEX 1597 X 	---	---

ThermoView

Clear Thermal Images & Precise Measurement

High performance, designed for industrial & marine use

- Uses revolutionary detector technology to provide a clear thermal image while accurately measuring the temperature
- Measures up to 350 °C (662 °F) to cover a broad range of industrial applications
- Protected against dust and moisture (IP54 rated) to withstand harsh industrial environments
- Provides 3 to 4 hours continuous operation per battery charge

Easy to use

- Fits comfortably in the hand thanks to weight-balanced design
- Facilitates one-handed point-, shoot- and image capture operation
- Assists fast inspections with clear onscreen step-by-step routing instructions

Typical applications

Typical areas of application are:

- Electrical power distribution systems: Like three-phase systems, distribution panels, fuses, wiring and connections
- Electro-mechanical equipment: Like motors, pumps, bearing and gear boxes
- Process instrumentation: Like process control equipment, pipes, valves, steam traps and vessels
- Facility maintenance: Like HVAC systems, buildings and roofs
- Building diagnosis

Complete solution offering lowest cost of ownership

- Includes Smart View software for unlimited use by every member of the maintenance team (no software license fees).
- Comes complete with all necessary accessories and professional application training material to ensure a fast return on investment.

Picture-in-picture technology


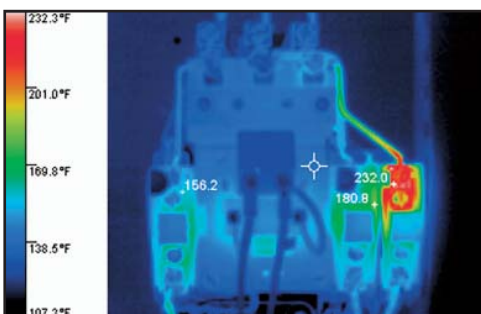
The only thermal image cameras with visual and thermal images on one screen. To detect problem areas, simply combine a visual image with a thermal image and display the result as a complete picture or in the picture-in-picture mode. Two images in one – thermal and visual images are combined to display important information more quickly and clearly. Traditional thermal images alone are no longer considered sufficient. In addition to the thermal image, the picture-in-picture technology also records a digital visual image, merging the two images to facilitate thermal image analysis.

Powerful Smart View software

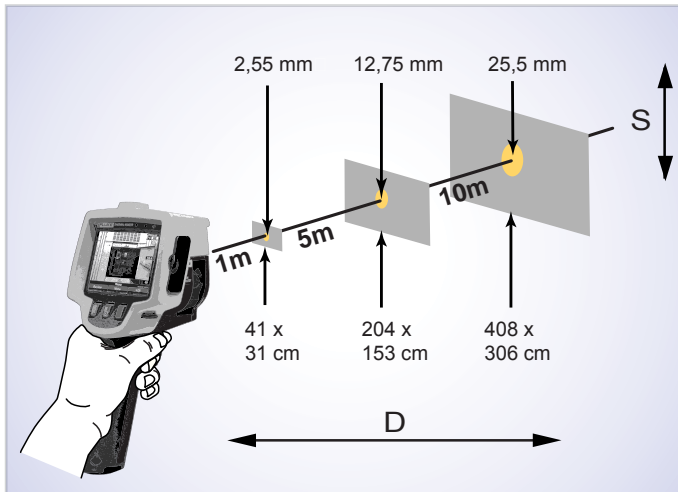
The thermal imagers come with the powerful Smart View software for storing and analyzing thermal images and creating professional reports. The software makes it possible to adjust key parameters in a stored image downloaded from the camera such as emissivity, reflected temperature compensation, level, gain, and color palette in the comfort, quiet and safety of the office. This not only improves inspection safety and convenience, but also makes it unnecessary to re-scan equipment if different settings are desired in a previously captured thermal image.

Maximizing return on investment

Implementing a predictive maintenance program using the ThermoView-imager can significantly reduce unplanned production downtime, resulting in better labor productivity, reduced scrap and smaller replacement part inventory. Establishing an effective predictive maintenance program is straightforward, and the Smart View software facilitates creating inspection routes that can be uploaded to the instrument. With clear step-by-step on-camera routing instructions, any maintenance technician can perform the inspection.



Thermo imager for full screen IR and picture-in-picture images



Properties	TI 9 M	TI 10 M	TI 25 M
Configuration	Integrated graphic display 3,6" VGA, 640 x 480 pixel, different color palettes selectable, min/max-data-store, backlight, LOW-Bat.-, HOLD-function, clock / date, power save function, SC card as data store for upto 3000 images SD card reader incl. Software, voice annotations recorder		
Camera-equipment	640 x 480 pixel, color image format JPEG, BMP, GIF, PNG, TIFF, WMF, EXIF, EMF	640 x 480 pixel, color image format JPEG, BMP, GIF, PNG, TIFF, WMF, EXIF, EMF picture-in-picture or full screen IR	640 x 480 pixel, color image format JPEG, BMP, GIF, PNG, TIFF, WMF, EXIF, EMF picture-in-picture or full screen IR
Measuring range	-20...250 °C	-20...250 °C	-20...350 °C
Sight	center point	center point	center point and HI-LO
Optical resolution	390/1 (distance/spot size)		
Output	---	---	---
Spectral range	7,5...14 µm (universal)		
Resolution	0.2 °C or 0.5 °F	0.2 °C or 0.5 °F	0.1 °C or 0.2 °F
Accuracy	+/-5 % of rdg. or +/-5 °C	+/-5 % of rdg. or +/-5 °C	+/-2 % of rdg. or +/-2 °C
Emmisivity	0.95 (pre-set)	0.95 (pre-set)	adjustable 0.10...1.00
Temperature units	°C / °F (switchable)		
Power supply	internal accus, AC adapter terminal		
Dimensions	270 x 130 x 150 mm (WxHxD)		
Weight	1.2 kg incl. battery		
Schutzart		IP 54	
Accessory	Complete with arm strap, service / transport case, protection pocket, USB data cable, software, mains adapter, accus, SD card and reader		
Option	car adapter for power supply, lens hood	car adapter for power supply, lens hood	car adapter for power supply, lens hood, Ancillary lens to double the measuring range (up to 700 °C)

Our Production and Sales Range



Flow Sensors without moving Parts



Axial Turbine Flow Sensor



Flow Switches



Pressure Gauges and Pressure Sensors



Industrial Thermometers



Electronic Digital Thermometer, Dial Thermometer



Measuring Instruments



Temperature Sensors



Calibrators, DKD-Laboratory

Your able partner for measurement and control

SIKA®
founded 1901
Dr. Siebert & Kühn GmbH & Co. KG

Subject to technical modification

...measurement...control...calibration
Phone: 0700 CALL SIKA
Phone: +49 5605 803-0
Fax: +49 5605 803-54
E-Mail: info@sika.net
Internet: http://www.sika.net
Struthweg 7-9, 34260 Kaufungen
P. O. Box 11 13, 34254 Kaufungen
Germany

Infrarot-HM_e/0709